

UHF High Performance Desktop Reader



Model: RRU9816

Size: 122.4mmx84mmx20/15mm

Weight: 100g

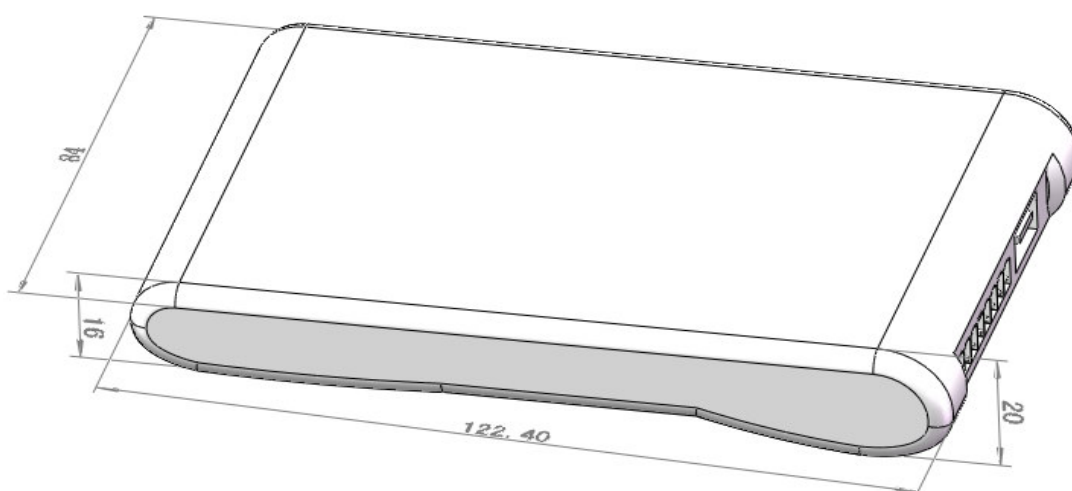
GENERAL DESCRIPTION

RRU9816 is a high performance UHF Desktop reader. It is designed upon dedicated RFID Engine ASIC with fully self-intellectual property. Based on proprietary efficient digital signal processing algorithm, it supports fast tag read/write operation with high identification rate. It can be widely applied in many RFID application systems such as logistics, access control, anti-counterfeit and industrial production process control system.

FEATURES

- Self-intellectual property;
- 865~868MHz or 902~928MHz frequency band(frequency customization optional);
- Support ISO18000-6C(EPC C1G2) protocol tag;
- FHSS or Fix Frequency transmission, support RSSI;;
- Effective range from 10~50cm (adjustable according to real application need);
- Multiple tag anti-collision>50pcs/s;
- Multiple tag inventory speed>50pcs/s;
- Tag buffer size: 370PCS@Max.128bitsEPC or 120PCS@Max.496bitsEPC;
- Low power dissipation with USB power source or external single +9 DC power supply;
- Support 2 GPIO;
- Support USB (VSP mode), RS232, Wiegand (optional) and USB HID (keyboard emulation)
- High reliability design without extra heat-sinking measure;
- Support 24hoursX365days working;
- Support on-the-site firmware upgrading.

MECHANICAL DATA (UNIT mm):



CHARACTERISTICS

● Absolute Maximum Rating


ITEM	SYMBOL	VALUE	UNIT
Power Supply	VCC (USB power source)	6	V
	VCC(External power source)	12	
Operating Temp.	T _{OPR}	-10~+70	°C
Storage Temp.	T _{STR}	-20~+85	°C

● Electrical Specification

ITEM	SYMBOL	MIN	TYP	MAX	UNIT
Power Supply	VCC (USB powered)	4.5	5	5.5	V
	VCC (External supply)	7	9	12	V
Current dissipation	I _C		180	200	mA
Frequency	F _{REQ}	865	865~868 902~928	928	MHz
RF power	P _{RF}	0		26	dBm
RF power Accuracy	AP		+/-1		dB
RF power Flatness	FP		+/-0.2		dB
Receiving Sensitivity	SR		-70		dBm
Size	L×W×H		122.4*84*20		mm

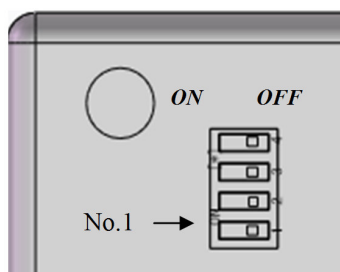
INTERFACE

1. Socket Definition



No.	Symbol	Comment
1	VCC	External +9V power supply
2	GND	Ground
3	TXD	RS-232 serial data output
4	RXD	RS-232 serial data input
5	GND	Ground
6	GPIO1	GPIO1 or Wiegand Data 0
7	GPIO2	GPIO2 or Wiegand Data 1
8	GND	Ground

2. Switch Definition



No.	Symbol	Comment
1	SEL_USB	Switch on to enable USB interface
2	SEL_USB	
3	SEL_RS232	Switch on to enable RS232 interface
4	SEL_RS232	

Remark:

- Specifications are subject to change, please pay attention to our latest version.
- Shenzhen RoyalRay Science and Technology Co., Ltd. reserves the right to the final interpretation of the above terms.